



BOWES
PRIMARY SCHOOL



Reception Phonics and Reading Meeting
Tuesday 22nd October 2024



Aims of the presentation:

- To share how phonics is taught through Read, Write, Inc (RWI).
- To share examples of activities and resources we use to teach phonics.
- Find out ways that you can encourage and support reading at home.





What is early reading?

- A child is interested and enjoys looking at a range of books
- A child likes to behave as a reader e.g. holds a book and pretends to read it
- Learns about words from songs, rhymes, looking at logos and signs in their environment
- Enjoys stories being read to them
- Learns how a text works - for example, where a story starts and finishes, and which way a text proceeds (left to right)
- Begins to have an opinion about the book, likes/dislikes
- Uses pictures/props and memory to retell the story in their own words
- Develops a word bank of rich vocabulary to use throughout

**You're never too old, too wacky, too wild, to
pick up a book and read to a child.**

Dr Seuss





Why 'Read, Write Inc.' Phonics?

- RWI was created by Ruth Miskin and is used worldwide in schools
- It is an inclusive literacy programme for all children learning to read in our Foundation Stage to Year 4
- Tried and tested programme over many years
- Systematic and structured
- Early success in reading
- Children learn to read quickly and easily
- It is a rapid *Learn to read* programme for children





How does RWI work?

Children:

- Learn 44 sounds and matching letters/letter groups
- Learn to blend sounds to read words
- Read from a range of storybooks and non-fiction books matched to their phonic knowledge
- Learn to write words using their sounds





"Mmmmountain"

Maisy mountain,
mountain

Speed Sounds Set 1

m m	a a	s s	d d	t t
i i	n n	p p	g g	o o
c c	k k	u u	b b	f f
e e	l l	h h	sh sh	r r
j j	v v	y y	w w	th th
z z	ch ch	qu qu	x x	ng nk



This is the order that we
teach Set 1 Speed Sounds.

Take care when
pronouncing sounds,

remember

no 'fuh' and 'luh'

Using 'pure sounds'

Pure Sounds

<https://www.youtube.com/watch?v=yln6PpV1G1I&t=2s>



Simple Speed Sounds chart:

Children will also learn diagraphs. We call these special friends. Special friends are 2 letters that make one sound.

Special friends are 2 letters that make 1 sound

Simple Speed Sounds chart

Consonants: stretchy

f	l	m	n	r	s	v	z	sh	th	ng
										nk

Consonants: bouncy

b	c	d	g	h	j	p	qu	t	w	x	y	ch
	k											

Vowels: bouncy *Vowels: stretchy*

a	e	i	o	u	ay	ee	igh	ow
---	---	---	---	---	----	----	-----	----

Vowels: stretchy

oo	oo	ar	or	air	ir	ou	oy
----	----	----	----	-----	----	----	----

‘Same, same!’



Hello I am Fred!



BOWES
PRIMARY SCHOOL



- Fred helps children learn to read

Fred can only talk in sounds...

(Fred can only say *c - a - t*, he can't say *cat*)

We call this Fred Talk

- If children understand Fred, they can *blend* orally

Blending is needed for reading

Sounds + blending = word reading



+



=

sat



Fred...



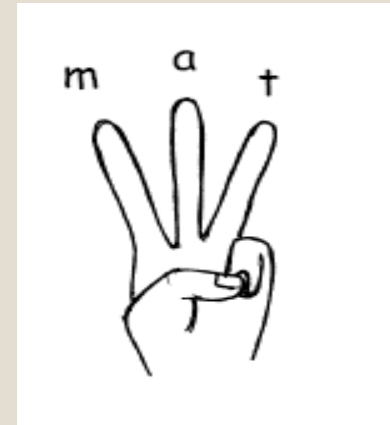
- Fred helps children learn to spell as well!

Children convert words into sounds

They press the sounds they hear on to their fingers...

We call this 'Fred Fingers'

- https://www.youtube.com/watch?v=dEzfpod5w_Q



Teaching letter formation

Handwriting phrases for helping your child to form letters

This works best if your child practises for a short time every day.

1. Show the picture side and air-write as you say the phrase.
2. Ask your child to practise in the air with you.
3. Using a sharp pencil and sat at a table, encourage your child to have a go.
4. Praise your child for their efforts.

- m Maisie, mountain, mountain
a round the apple, down the leaf
s slither down the snake
d round his bottom, up his tall neck and down to his feet
t down the tower, across the tower
i down the body, dot for the head
n down Nobby, over his net
p down the plait and over the pirate's face
g round her face, down her hair and give her a curl



What does Read Write Inc look like at Bowes?



- Children currently have daily 15 minutes/20 minutes phonics sessions. This will build up to 45mins. After half term the children be in mixed with KSI according to their phonic knowledge and not age.
- Currently, we are carrying out extra phonic sessions twice a week for some children in order to support them to 'catch up'
- Children revisit and review sounds daily as well as being introduced to a new sound, green and red words
- Children are taught to read by breaking down the words into separate sounds or 'phonemes' (remember only if they are Green words)
- They are taught how to blend and segment using Fred talk and Fred fingers
- Children have just been assessed and have been placed in phonics groups that match their phonic ability. These groups are fluid and children can move throughout the term. Children are assessed every half term

RWI Reading Books

You will shortly receive a reading guide and other information identifying the different stages of reading and how you can support your child at home.

BOWES
PRIMARY SCHOOL



On the Bowes website you can find the extended documents with useful questions to ask children when reading.

Please write comments in your child's reading record book so we know how they are getting on at home and how we can support you further.

It is really important your child brings their bookbag into school everyday.





RWI Reading Books

BOWES
PRIMARY SCHOOL



If your child brings home a picture book, encourage them to look closely at the pictures and retell the story in their own words. This will allow them to develop their oracy skills, imagination and vocabulary. Your child might want to link what they see to first hand experiences, such as going to the park, zoo, museum or a friends party.



You will also receive an email weekly with all the sounds your child has been learning. There will be links to Fred games for your child to revisit sounds and develop their blending and segmenting skills.



RWI Reading Books

BOWES
PRIMARY SCHOOL



If your child brings home a blending book, it is important you support your child and help them develop their segmenting and blending skills.

Learning to blend can take a long time and lots of practice. You might need to model this first and then your child can copy. We call this 'My turn, your turn'.



RWI Reading Books

BOWES
PRIMARY SCHOOL



Ditty 2: tag

Sound blends - read the sounds and the letter names
t a s d g n m i

Green Words - read three words by blending the sounds together
is dad it nan am tag

Red Words - read three words that all have (MS) the word I (this set starts)
I

tag
dad is it

tag
nan is it

tag
I am it

An illustration of three children playing tag in a grassy field. One child in a red shirt is jumping with arms raised, while two other children are running towards them.

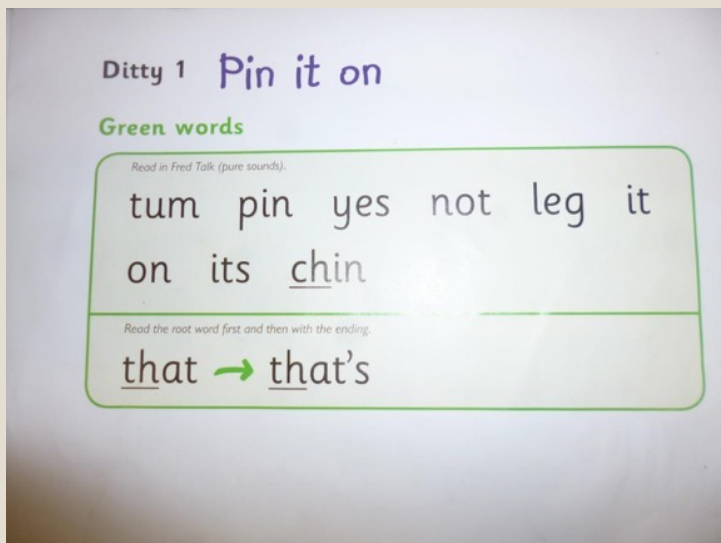
If your child brings home a photocopied Ditty encourage your child to recap the sounds, green and red words and read the short sentences.

In order for your child to bring home a Red Ditty book they need to know all of their SET 1 sounds and can orally blend independently.



RWI Reading Books

BOWES
PRIMARY SCHOOL



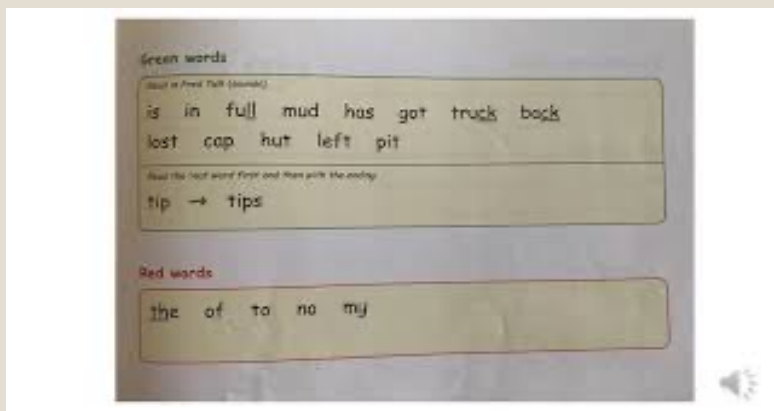
If your child brings home a RWI book with words, ask your child to try and sound out the green words before starting the story. This is displayed at the front of the book.

This is pre-teaching your child the key words that will appear in the text.



RWI Reading Books

BOWES
PRIMARY SCHOOL



If your child brings home books with 'green' and 'red words', you will find all the key words at the front of the reading books. Red words are displayed in 'red' to remind your child they cannot sound it out.

I

said

This is Red Hat Rob.



"I will grab that cash box," he said.

Go through the key words before they read the book. This is also pre-teaching your child the key words that will appear in the text.

How to help your child read at home:

In addition to phonics support you can help your child by reading lots of lovely stories and about things that interest them. These can include stories, information books, comics, posters, signs, recipe books etc.

When reading with your child it is important to ask lots of open ended questions!

For example:

What is happening?

What do you think happens next?

What do you think will happen at the end?

How do you think that character is feeling now?

What do you think the character is thinking?



Playing games at home...

- Encourage your child to use their sounds and actions to find the sound they need when they are reading or writing at home.
- Have fun with Fred talk - pretend you are 'Fred'!
- Play games such as 'I Spy' or 'Sound Detective'

Have fun with Fred Talk!

*"What a tidy r-oo-m!"
"Where's your c-oa-t?"
"Time for b-e-d!"*



(lay out the sound cards and ask your child to be a sound detective - I need to spell the word c-a-t. Which sounds do I need? You can also use this method for writing too).

It is very important to practice reading and writing at every opportunity. Children at this early stage of their learning need to continuously practice their phonics and reading and writing skills to become confident readers and writers!

10 things your child learns when you read stories and poems aloud everyday:

1. Builds on and sustains their attention
2. Appreciation of rhythm and rhyme
3. Build pictures in their minds from the words on the page
4. Begin to understand humour and irony
5. Use new words and phrases in different contexts - and later in writing
6. Learn new vocabulary and knowledge of the world
7. Think about characters feelings and use appropriate voices
8. Follow a plot with all its twists and turns
9. Understand suspense and predict what might happen next
10. Link sentences and ideas from one page/passage to another





Useful Online resources:

Ruth Miskin Parents' Page:

<https://www.ruthmiskin.com/parentsandcarers/>

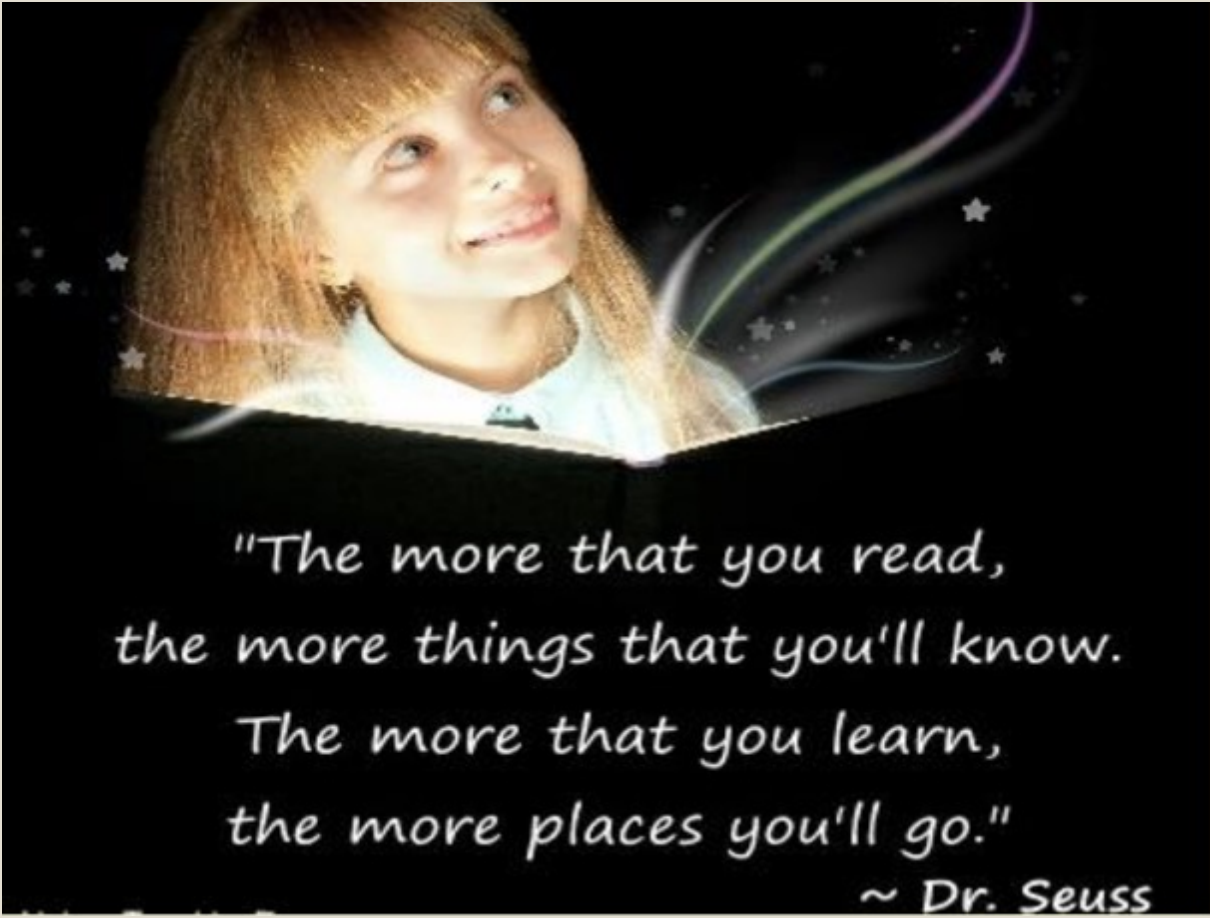

Ruth Miskin Facebook:

www.facebook.com/miskin.education




Free e-books for home reading:

www.oxfordowl.co.uk/Reading





"The more that you read,
the more things that you'll know.
The more that you learn,
the more places you'll go."
~ Dr. Seuss



Happy Reading
Everyone!



Any questions?

